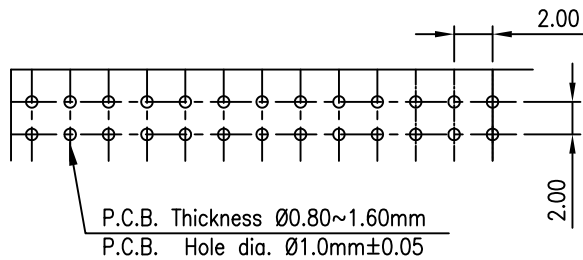
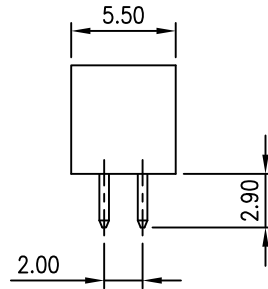
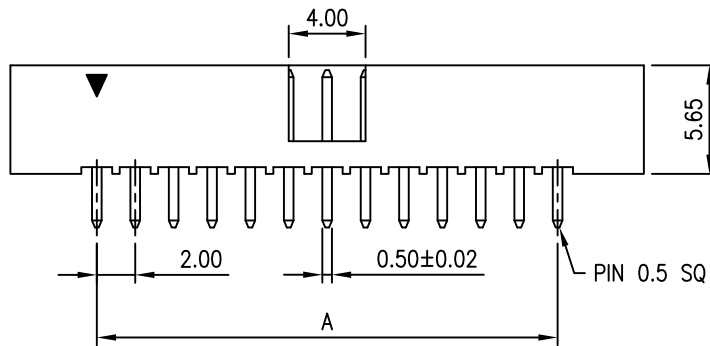
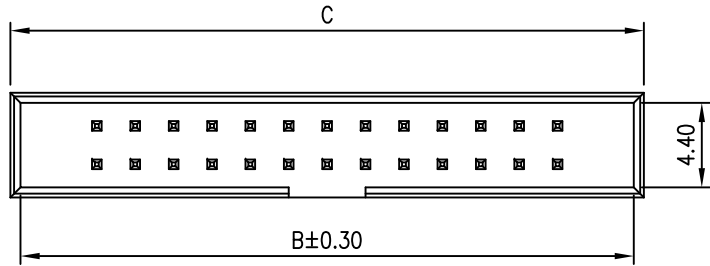




REV	DESCRIPTION	DATE



PCB LAYOUT

**NOTES**

Available in 06 through 68 Circuits  
 Material: Nylon 6T UL94-V0  
 Accepts YY-1970-H Series Housing  
 0.5mm(.020") Square Pin  
 Pin Material: Brass/Gold-Plated

**ORDERING INFORMATION**

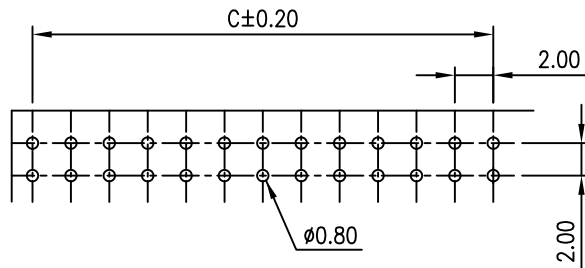
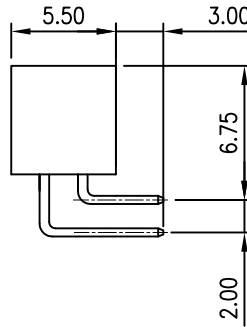
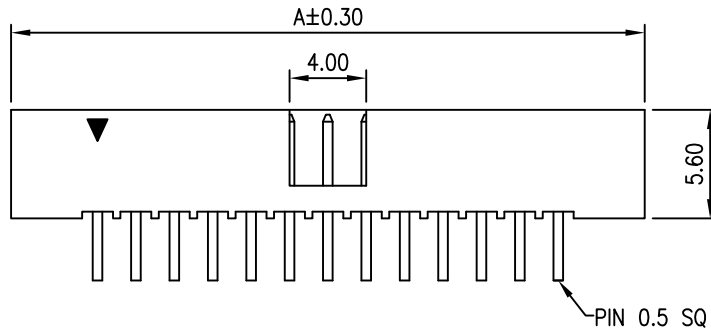
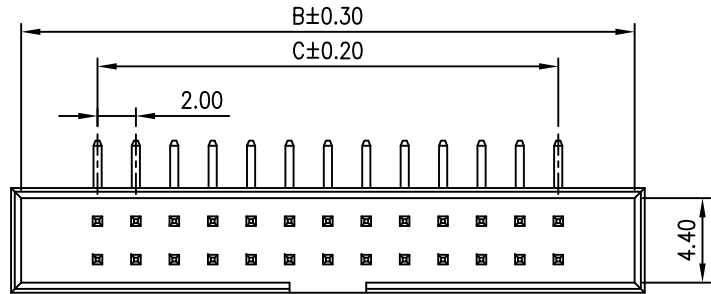
**YY-4750 - \*\* S G - LF**  
**1 2 3**

- No. of Circuits 06~68
- S : Straight
- Plated  
 G : Gold-Plated

Circuits	Dimension mm			Circuits	Dimension mm		
	A	B	C		A	B	C
2X3	4.00	12.10	13.20	2X13	24.00	32.10	33.20
2X4	6.00	14.10	15.20	2X15	28.00	36.10	37.20
2X5	8.00	16.10	17.20	2X16	30.00	38.10	39.20
2X6	10.00	18.10	19.20	2X17	32.00	40.10	41.20
2X7	12.00	20.10	21.20	2X20	38.00	46.10	47.20
2X8	14.00	22.10	23.20	2X22	42.00	50.10	51.20
2X10	18.00	26.10	27.20	2X25	48.00	56.10	57.20
2X11	20.00	28.10	29.20	2X30	58.00	66.10	67.20
2X12	22.00	30.10	31.20	2X34	66.00	74.10	75.20

<b>TOLERANCE</b> X. -- X.X ±0.30 X.XX ±0.20 X.XXX -- ANGULAR --		<b>Young Yak Enterprise Co., Ltd.</b>  TITLE 2.0mm(.079") Pitch Board to Board Header			
<b>APPROVALS</b> DRAWN Frank 17-JULY-2009 CHECKED Denise 17-JULY-2009 APPROVED Jessica 17-JULY-2009					VIEW 
		UNIT MM	SIZE A4	DWG NO. YY-4750-**SG-LF-048	SHEET 1 OF 1





PCB LAYOUT

Circuits	Dimension mm			Circuits	Dimension mm			Circuits	Dimension mm		
	A	B	C		A	B	C		A	B	C
2X3	13.20	12.10	4.00	2X11	29.20	28.10	20.00	2X20	47.20	46.10	38.00
2X4	15.20	14.10	6.00	2X12	31.20	30.10	22.00	2X22	51.20	50.10	42.00
2X5	17.20	16.10	8.00	2X13	33.20	32.10	24.00	2X25	57.20	56.10	48.00
2X6	19.20	18.10	10.00	2X14	35.20	34.10	26.00	2X30	67.20	66.10	58.00
2X7	21.20	20.10	12.00	2X15	37.20	36.10	28.00	2X32	71.20	70.10	62.00
2X8	23.20	22.10	14.00	2X16	39.20	38.10	30.00	2X34	75.20	74.10	66.00
2X9	25.20	24.10	16.00	2X17	41.20	40.10	32.00	--	--	--	--
2X10	27.20	26.10	18.00	2X18	43.20	42.10	34.00	--	--	--	--

REV	DESCRIPTION	DATE

**NOTES**

Available in 06 through 68 Circuits  
 Material: Thermoplastic UL94-V0 , Black  
 0.50mm(.020") Square Pin  
 Pin Material: Brass/Gold-Plated

**ORDERING INFORMATION**

YY-4750 - \*\* R G - LF  
 1 2 3

- No. of Circuits 06~68
- Connect Type  
R : Right Angle
- Plated  
G : Gold

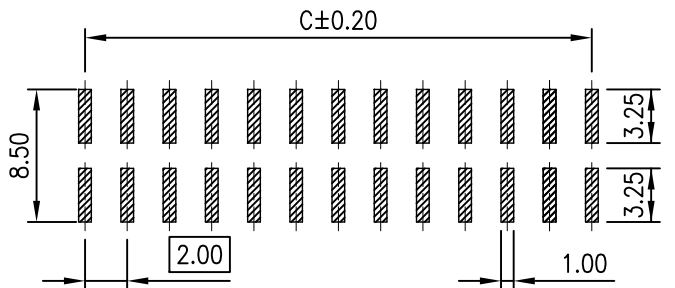
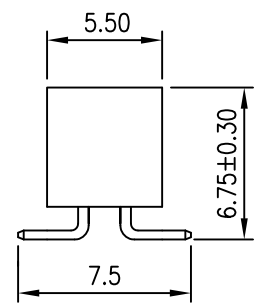
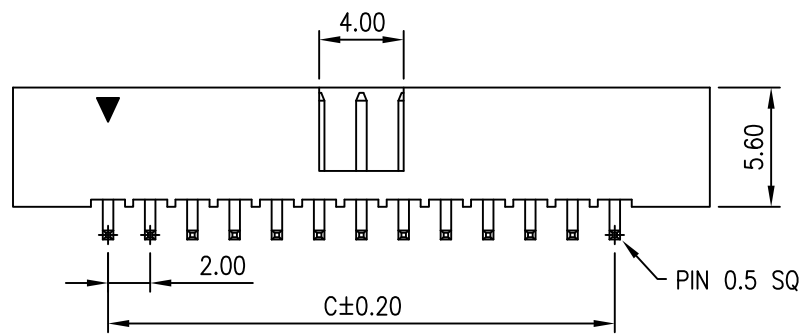
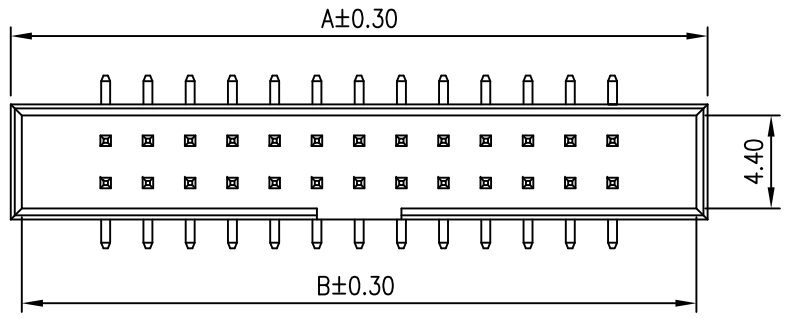


Customer Drawing

TOLERANCE					
X.	--	<b>Young Yak Enterprise Co., Ltd.</b> TITLE 2.0mm(.079") Pitch Box Header Right Angle			
X.X	±0.30				
X.XX	±0.20				
X.XXX	±0.10				
ANGULAR	--	APPROVALS DRAWN Frank 20-JANUARY-2009 CHECKED Denise 20-JANUARY-2009 APPROVED Jessica 20-JANUARY-2009			
VIEW	SCALE	PART NO.	REV.	UNIT	
	F	YY-4750-**RG-LF	A0	MM	SIZE
		DWG NO.	SHEET		
		YY-4750-**RG-LF-048	1 OF 1		



REV	DESCRIPTION	DATE
A1	EN981207-1	2009.12.07



PCB Layout  
(Top View)

**NOTES**

Available in 06 through 68 Circuits  
 Material: Nylon 6T UL94-V0  
 Accepts YY-1970-H Series Housing  
 0.50mm(.020") Square Pin  
 Pin Material: Brass/Gold-Plated

**ORDERING INFORMATION**

YY-4750 - S \*\* S G  
                   1 2 3 4

- 1. S : SMT
- 2. No. of Circuits 06~68
- 3. S : Straight
- 4. Plated
- G : Gold

Circuits	Dimension mm			Circuits	Dimension mm			Circuits	Dimension mm		
	Δ A	Δ B	C		Δ A	Δ B	C		Δ A	Δ B	C
2X3	13.20	12.10	4.00	2X11	29.20	28.10	20.00	2X20	47.20	46.10	38.00
2X4	15.20	14.10	6.00	2X12	31.20	30.10	22.00	2X22	51.20	50.10	42.00
2X5	17.20	16.10	8.00	2X13	33.20	32.10	24.00	2X25	57.20	56.10	48.00
2X6	19.20	18.10	10.00	2X14	35.20	34.10	26.00	2X30	67.20	66.10	58.00
2X7	21.20	20.10	12.00	2X15	37.20	36.10	28.00	2X32	71.20	70.10	62.00
2X8	23.20	22.10	14.00	2X16	39.20	38.10	30.00	2X34	75.20	74.10	66.00
2X9	25.20	24.10	16.00	2X17	41.20	40.10	32.00	--	--	--	--
2X10	27.20	26.10	18.00	2X18	43.20	42.10	34.00	--	--	--	--

TOLERANCE					
X.	--				
X.X	±0.30				
X.XX	±0.20				
X.XXX	±0.10	TITLE			
ANGULAR	--	2.0mm(.079") Pitch Box Header			
APPROVALS					
DRAWN	Frank	VIEW	SCALE	PART NO.	REV.
	07-December-2009		F	YY-4750-S**SG	A1
CHECKED	Denise	UNIT	SIZE	DWG NO.	SHEET
	07-December-2009	MM	A4	YY-4750-S**SG-048	1 OF 1
APPROVED	Jessica				
	07-December-2009				

