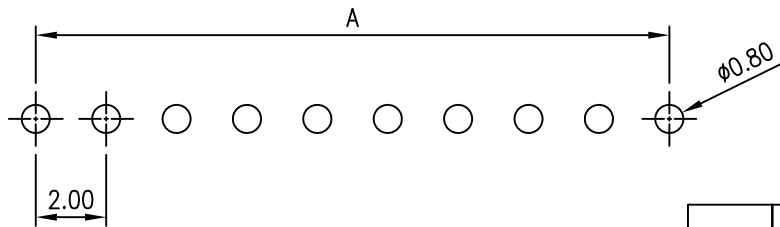
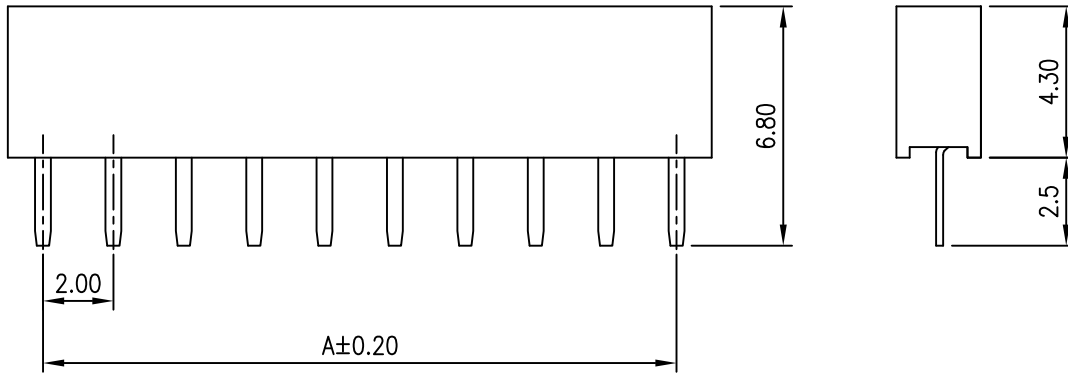
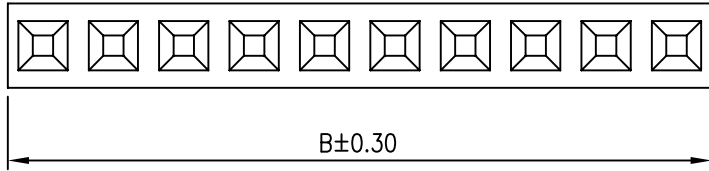




REV	DESCRIPTION	DATE



PCB LAYOUT

Circuits	Dimension mm		
	A	B	
2	2.0	4.0	
A: 2.0 X (PART NO. OF PIN-1)			
B: 2.0 X (PART NO. OF PIN)			
40	78.0	80.0	

**NOTES**

Available in 02 through 40 Circuits  
 Material: Nylon 9T UL94-V0  
 Pin Material: Brass/Gold-Plated

**ORDERING INFORMATION**

**YY-2250S - \*\* S G - LF**  
 1 2 3 4

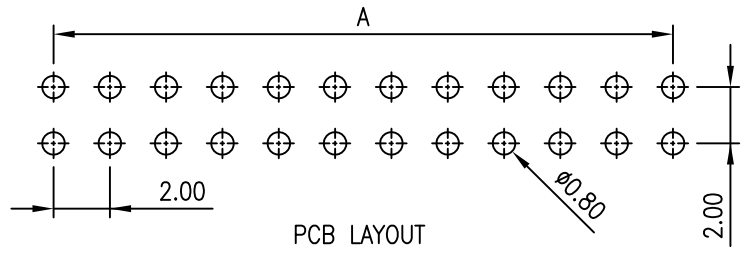
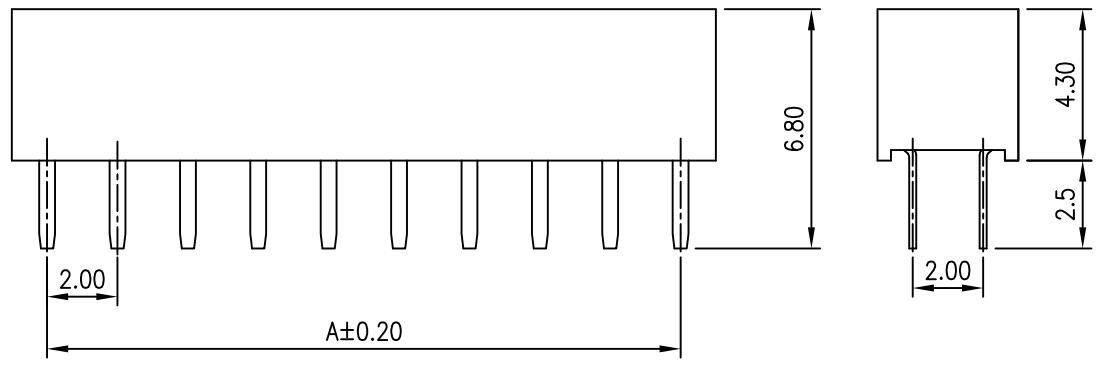
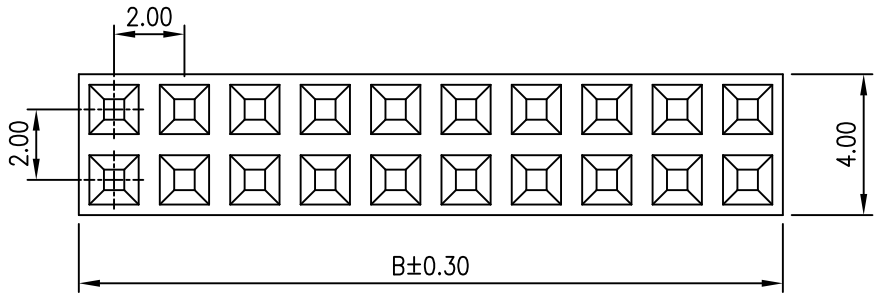
1. S : Single row
2. No. of Circuits 02~40
3. S : Straight
4. Plated  
G : Gold



TOLERANCE				
X.	--	<b>Young Yak Enterprise Co., Ltd.</b> TITLE 2.0mm(.079") Pitch Board to Board Female Header		
X.X	±0.30			
X.XX	±0.20			
X.XXX	±0.10			
ANGULAR	--			
APPROVALS				
DRAWN	Frank	VIEW	SCALE	PART NO.
29-September-2009			5:1	YY-2250S-**SG-LF
CHECKED	Denise	UNIT	SIZE	DWG NO.
29-September-2009		MM	A4	YY-2250S-**SG-LF-048
APPROVED	Jessica	REV.		
29-September-2009		A0		
		SHEET		
		1 OF 1		



REV	DESCRIPTION	DATE



Circuits	Dimension mm		
	A	B	
4	2.00	4.00	
A: 2.0 X (PART NO. OF PIN/2-1) B: 2.0 X (PART NO. OF PIN/2)			
80	78.00	80.00	

**NOTES**

Available in 04 throught 80 Circuits  
 Material: Nylon 6T UL94-V0  
 Pin Material: Phosphor Bronze/Gold-Plated

**ORDERING INFORMATION**

**YY-2250D - \*\* S G - LF**  
 1 2 3 4

- 1. D : Dual Row
- 2. No. of Circuits 04~80
- 3. S : Straight
- 4. Plated  
 G : Gold



TOLERANCE					
X.	--	<b>Young Yak Enterprise Co., Ltd.</b> TITLE 2.0mm(.079") Pitch Board to Board Female Wafer			
X.X	±0.30				
X.XX	±0.20				
X.XXX	±0.10				
ANGULAR --		APPROVALS			
DRAWN	Frank	VIEW	SCALE	PART NO.	REV.
29-September-2009			4:1	YY-2250D-**SG-LF	A0
CHECKED	Denise	UNIT	SIZE	DWG NO.	SHEET
29-September-2009		MM	A4	YY-2250D-**SG-LF-048	1 OF 1
APPROVED	Jessica	29-September-2009			

RoHS compliant

REV	DESCRIPTION	DATE

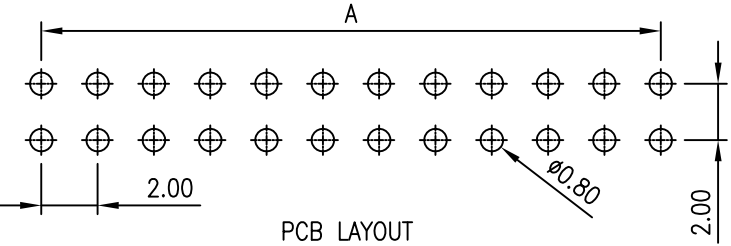
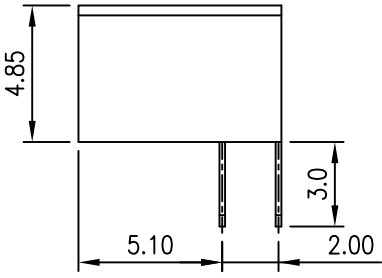
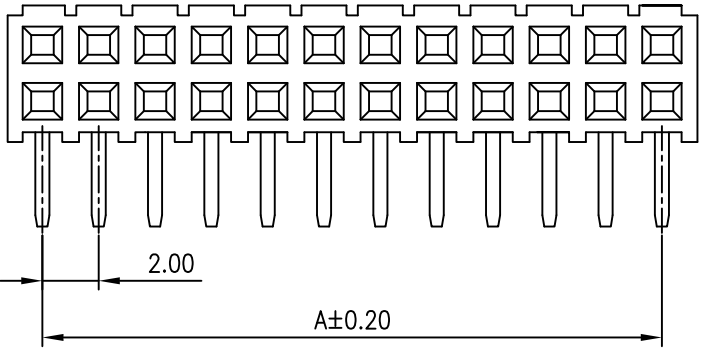
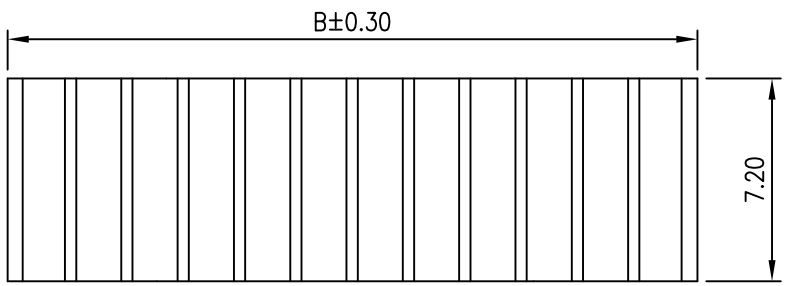
**NOTES**

Available in 04 throught 80 Circuits  
 Material: Nylon 46 UL94V-0  
 Pin Material: Brass/Gold-Plated

**ORDERING INFORMATION**

**YY-2250D - XX R G - LF**  
                   1   2   3   4

1. D : Dual Row
2. No. of Circuits 04~80
3. R : Right Angle
4. Plated  
G : Gold



Circuits	Dimension mm		
	A	B	
4	2.00	4.50	
A: 2.0 X (PART NO. OF PIN/2-1) B: 0.5+2.0 X (PART NO. OF PIN/2)			
80	78.00	80.50	

TOLERANCE	
X.	--
X.X	$\pm 0.30$
X.XX	$\pm 0.20$
X.XXX	$\pm 0.10$
ANGULAR	--
APPROVALS	
DRAWN	Frank
15-SEPTEMBER-2008	
CHECKED	Denise
15-SEPTEMBER-2008	
APPROVED	Jessica
15-SEPTEMBER-2008	



TITLE: 2.0mm(.079") Pitch Board to Board Female Wafer

VIEW	SCALE	PART NO.	REV.
	4:1	YY-2250D-XXRG-LF	A0
UNIT	SIZE	DWG NO.	SHEET
MM	A4	YY-2250D-XXRG-LF-048	1 OF 1

