



REV	DESCRIPTION	DATE

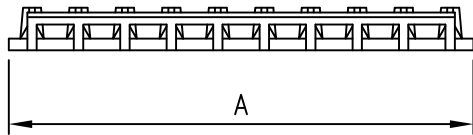
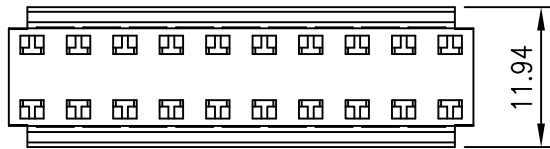
NOTES

Available in 2 through 18 circuits
 Material: Nylon 66 UL94-V2

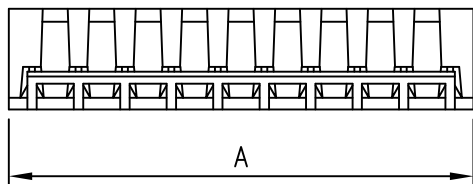
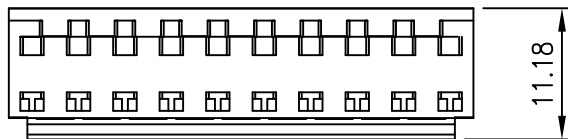
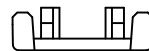
ORDERING INFORMATION

YY-2500-IDC - * **
1 2

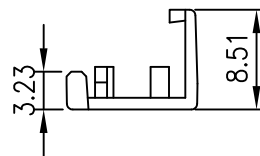
1. Cover
 C : Feed-Thru
 CA : Closed End
2. No. of Circuits 02~18



Feed-thru



Closed End



Circuits	Dimension mm	Circuits	Dimension mm
	A		A
		10	39.60±0.25
2	7.92±0.10	11	43.56±0.25
3	11.88±0.15	12	47.52±0.25
4	15.84±0.15	13	51.48±0.30
5	19.80±0.15	14	55.44±0.30
6	23.76±0.20	15	59.40±0.30
7	27.72±0.20	16	63.36±0.30
8	31.68±0.20	17	67.32±0.30
9	35.64±0.20	18	71.28±0.35

TOLERANCE	
X.	--
X.X	±0.40
X.XX	±0.25
X.XXX	±0.08
ANGULAR	--



TITLE
 3.96mm(.156") Pitch IDC Connector

APPROVALS		VIEW	SCALE	PART NO.	REV.
DRAWN	Frank		F	YY-2500-IDC-***	A0
CHECKED	Denise				
APPROVED	Jessica	UNIT	SIZE	DWG NO.	SHEET
		MM	A4	YY-2500-IDC-***-085	1 OF 1



