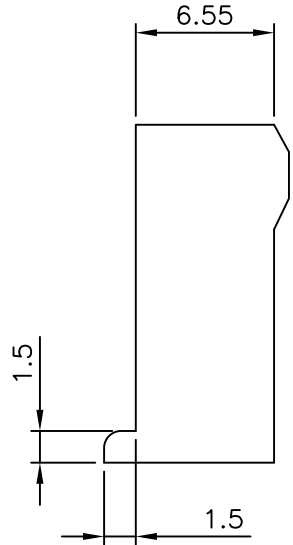
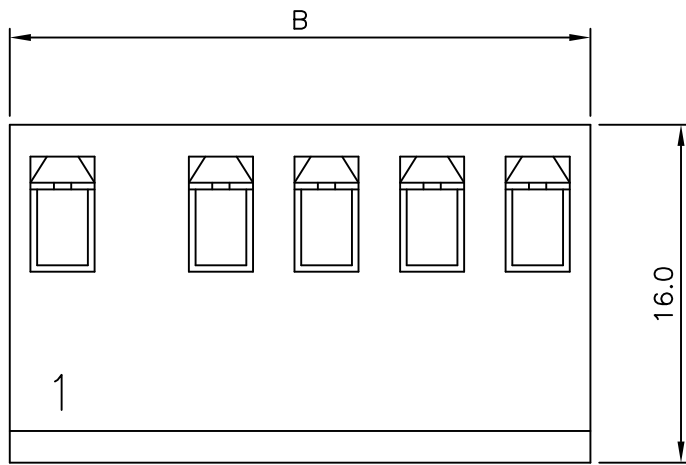
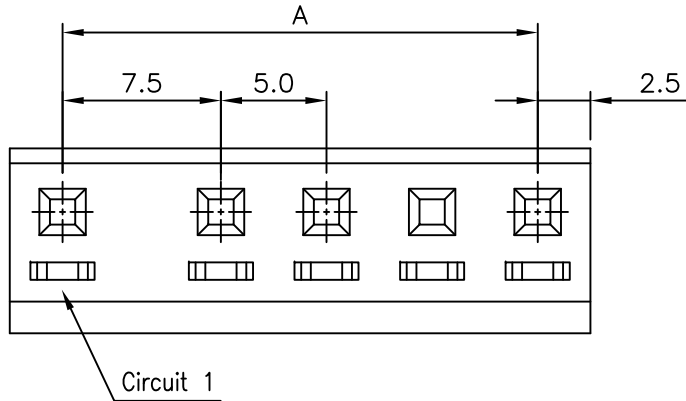




REV	DESCRIPTION	DATE



NOTES

Available in 02 through 06 Circuits
 Material: Nylon 66 UL94-V2
 Accepts YY-3001-T Crimp Terminal

ORDERING INFORMATION

YY-3001 - $\frac{H}{1}$ $\frac{**}{2}$

1. H : Housing
2. No. of Circuits 02~06

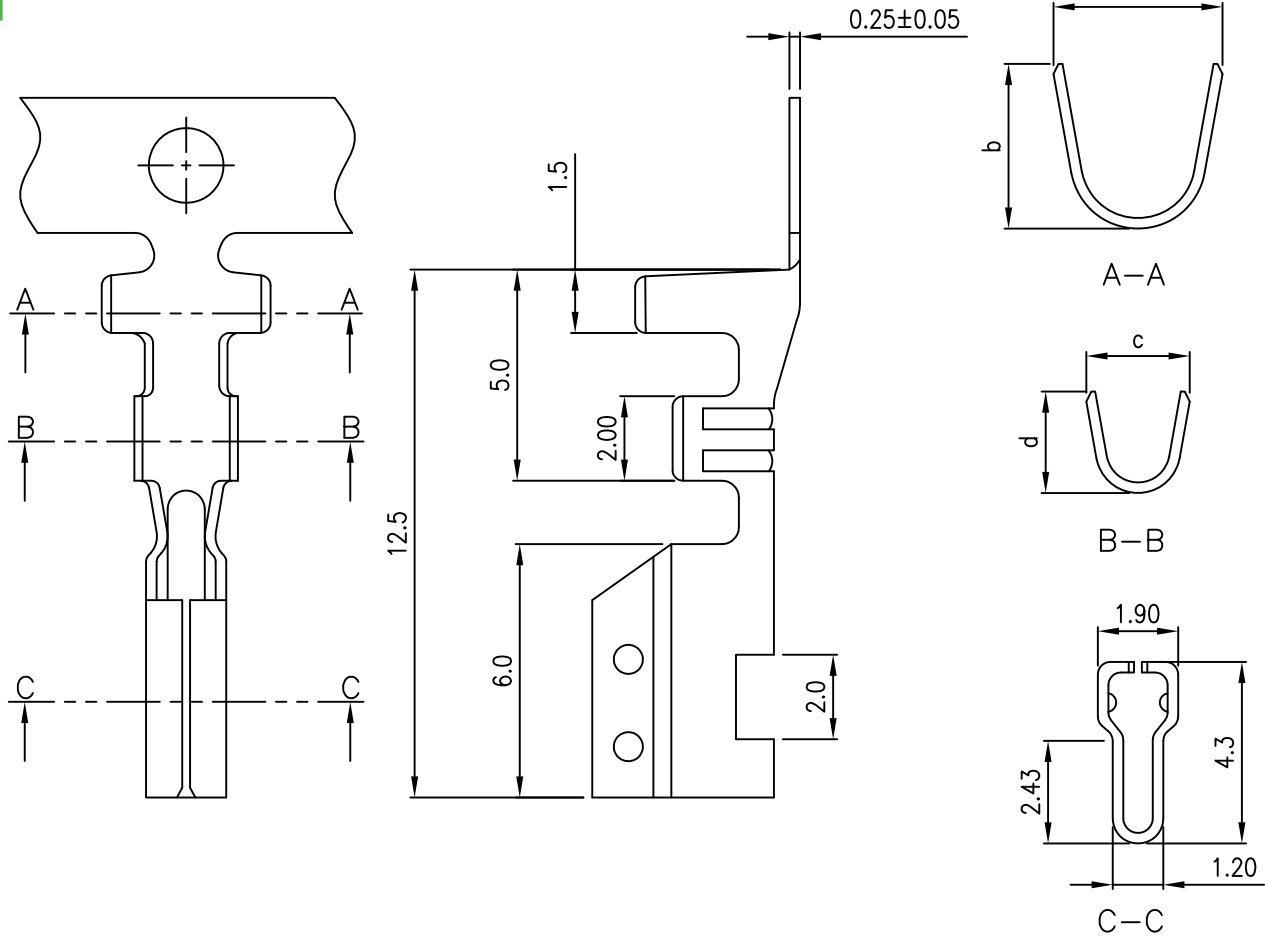
Circuits	Dimension mm	
	A	B
2	7.5	12.5
3	12.5	17.5
4	17.5	22.5
5	22.5	27.5
6	27.5	32.5

TOLERANCE					
X.	--	TITLE 5.0/7.5mm(.197"/.295") Pitch Wire to Board Housing			
X.X	±0.25				
X.XX	±0.15				
X.XXX	±0.05				
ANGULAR	--				
APPROVALS		DRAWN Frank 19-September-2009			
CHECKED Denise 19-September-2009		VIEW	SCALE F	PART NO. YY-3001-H**	REV. A0
APPROVED Jessica 19-September-2009		UNIT MM	SIZE A4	DWG NO. YY-3001-H**-086	SHEET 1 OF 1





REV	DESCRIPTION	DATE
A1	EN000624-1	2011.06.24



NOTES

Used in YY-3001-H & YY-2901-H Series Housing
 Material : Brass or Phosphor Bronze
 Finish : Tin , Pre-tinned
 Thickness: 0.25mm

ORDERING INFORMATION

YY-3001 - T TA * *
 1 2 3 4

1. T : Terminal
2. TA : Tin , Pre-tinned
3. Material
 □ : Brass
 P : Phosphor Bronze
4. L : AWG #18~24
 S : AWG #22~28



TYPE	Wire Range	Wire Range				Insulation O.D.(mm)	Qty/reel
		a	b	c	d		
L	AWG #18~24	4.0	3.9	2.45	2.4	1.3~3.2	5,000PCS
S	AWG #22~28	3.2	2.25	2.1	1.8	1.2~2.6	5,000PCS

TOLERANCE X. -- X.X ±0.25 X.XX ±0.15 X.XXX ±0.05 ANGULAR --		Young Yak Enterprise Co., Ltd. TITLE 5.0/7.5mm(.197"/.295") Pitch Wire to Board Terminal			
APPROVALS DRAWN Frank 24-June-2011 CHECKED Denise 24-June-2011 APPROVED Jessica 24-June-2011					
		UNIT MM	SIZE A4	DWG NO. YY-3001-TTA**-086	SHEET 1 OF 1